

Forecasting the



Election

John Sides

Department of Political Science
George Washington University

Isn't forecasting elections fun?

AUG 11, 2015 AT 10:31 AM

Donald Trump Is Winning The Polls — And Losing The Nomination

By Nate Silver

Filed under 2016 Election



No, Donald Trump Won't Win



David Brooks

DEC. 4, 2015

The Fix

Why no one should take Donald Trump seriously, in one very simple chart

By **Chris Cillizza** June 17, 2015 

Isn't forecasting elections fun?

Monkey Cage

Why does Trump remain atop the polls? You can still blame the media.

By **John Sides** August 28, 2015 

Look, all I'm saying is lots of people say "this time is different" every time an election rolls around. But the batting average of "this time is different" is pretty low. Of course, if Trump waltzes to the nomination, I'll admit I was wrong.

Isn't forecasting elections fun?



Daniel Gross ✓

@grossdm



 **Follow**

want a laugh? Google the phrase "Trump will fade by the end of summer" and see how many articles/columns pop up.

RETWEETS

22

LIKES

22



12:42 PM - 15 Oct 2015



22



22



Isn't forecasting election fun?



Bill Mitchell ✓

@mitchellvii



 **Follow**

Imagine polls don't exist. Show me evidence
Hillary is winning?

RETWEETS

662

LIKES

969



10:56 PM - 7 Aug 2016

The 5 main methods of election forecasting

	Pros	Cons
1) Fundamentals	Lots of theory and evidence Good for benchmarking	Usually small N Danger of over-fitting Uncertainty Hard to capture regime shifts

The 5 main methods of election forecasting

	Pros	Cons
1) Fundamentals	Lots of theory and evidence Good for benchmarking	Usually small N Danger of over-fitting Uncertainty Hard to capture regime shifts
2) Polls	Increasingly accurate as election approaches	Easy to mistake noise for signal Poll misses are hard to predict

The 5 main methods of election forecasting

	Pros	Cons
1) Fundamentals	Lots of theory and evidence Good for benchmarking	Usually small N Danger of over-fitting Uncertainty Hard to capture regime shifts
2) Polls	Increasingly accurate as election approaches	Easy to mistake noise for signal Poll misses are hard to predict
3) Fundamentals + polls	Polls clearly add information to fundamentals	How to weight components


The 5 main methods of election forecasting

	Pros	Cons
1) Fundamentals	Lots of theory and evidence Good for benchmarking	Usually small N Danger of over-fitting Uncertainty Hard to capture regime shifts
2) Polls	Increasingly accurate as election approaches	Easy to mistake noise for signal Poll misses are hard to predict
3) Fundamentals + polls	Polls clearly add information to fundamentals	How to weight components
4) Prediction markets	Incentives to monitor and assimilate information correctly	Only as good as available information

The 5 main methods of election forecasting

	Pros	Cons
1) Fundamentals	Lots of theory and evidence Good for benchmarking	Usually small N Danger of over-fitting Uncertainty Hard to capture regime shifts
2) Polls	Increasingly accurate as election approaches	Easy to mistake noise for signal Poll misses are hard to predict
3) Fundamentals + polls	Polls clearly add information to fundamentals	How to weight components
4) Prediction markets	Incentives to monitor and assimilate information correctly	Only as good as available information
5) Expert forecasters	Similar incentives "Superforecasters"	Finding the good ones

Why aren't I
50 points
ahead?



The fundamentals predict a toss-up.

	Democratic candidate's chance of winning
What if the election were decided only by...	
Presidential approval and economic growth	
Presidential approval and economic growth (but no incumbent running)	
Presidential approval, economic growth, and the "third term curse"	

The fundamentals predict a toss-up.

What if the election were decided only by...	Democratic candidate's chance of winning
Presidential approval and economic growth	61%
Presidential approval and economic growth (but no incumbent running)	
Presidential approval, economic growth, and the "third term curse"	

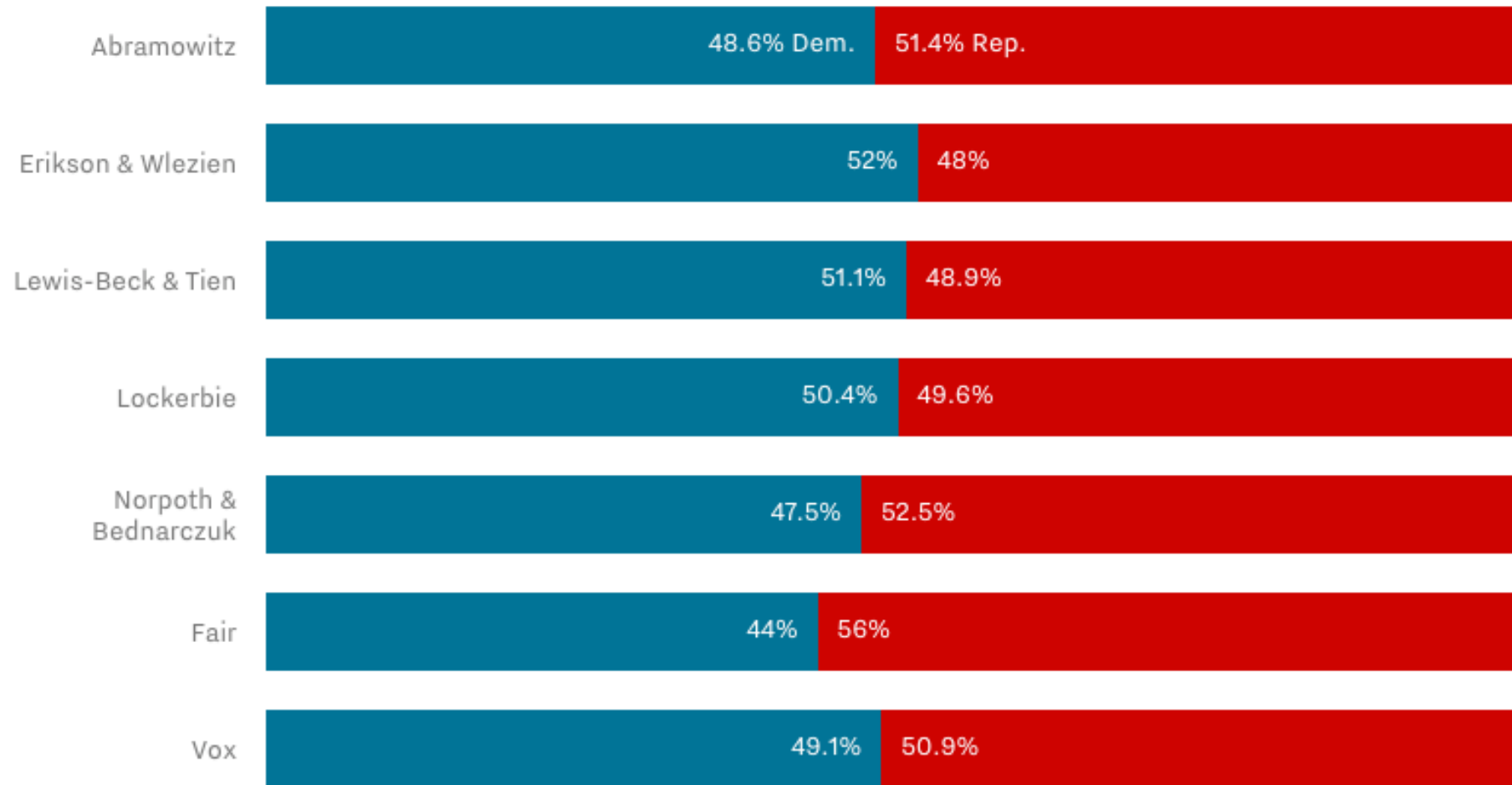
The fundamentals predict a toss-up.

What if the election were decided only by...	Democratic candidate's chance of winning
Presidential approval and economic growth	61%
Presidential approval and economic growth (but no incumbent running)	40%
Presidential approval, economic growth, and the "third term curse"	

The fundamentals predict a toss-up.

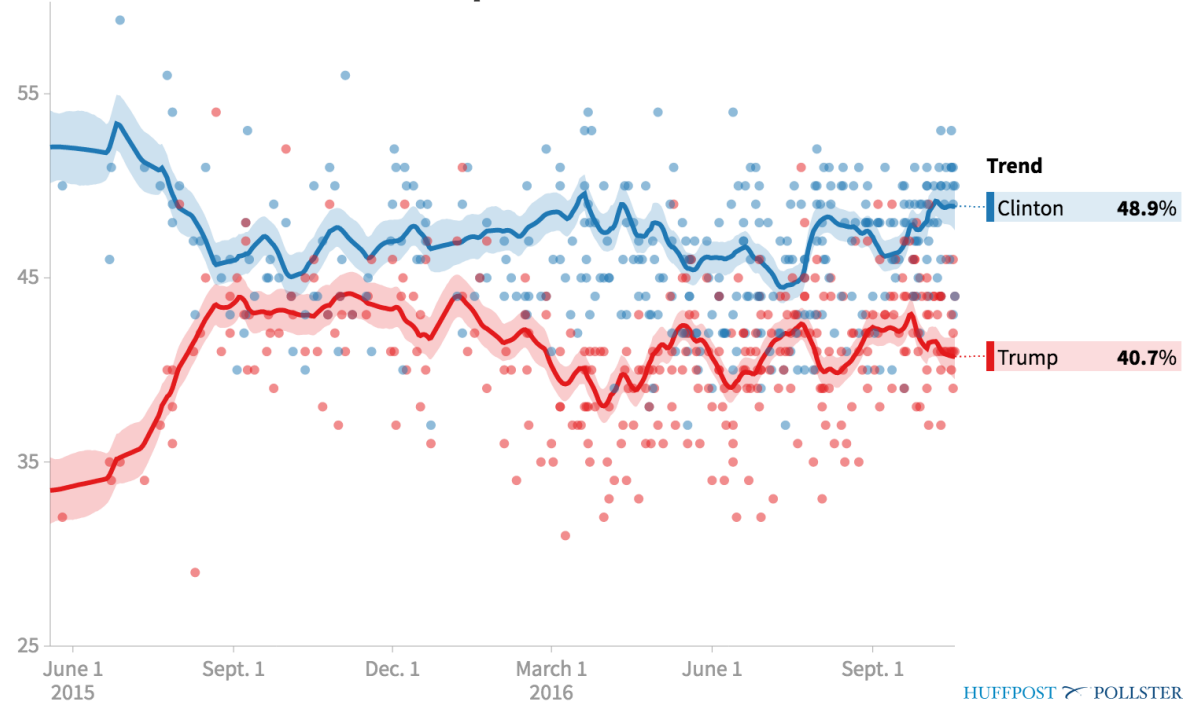
What if the election were decided only by...	Democratic candidate's chance of winning
Presidential approval and economic growth	61%
Presidential approval and economic growth (but no incumbent running)	40%
Presidential approval, economic growth, and the "third term curse"	35%

The fundamentals predict a toss-up.

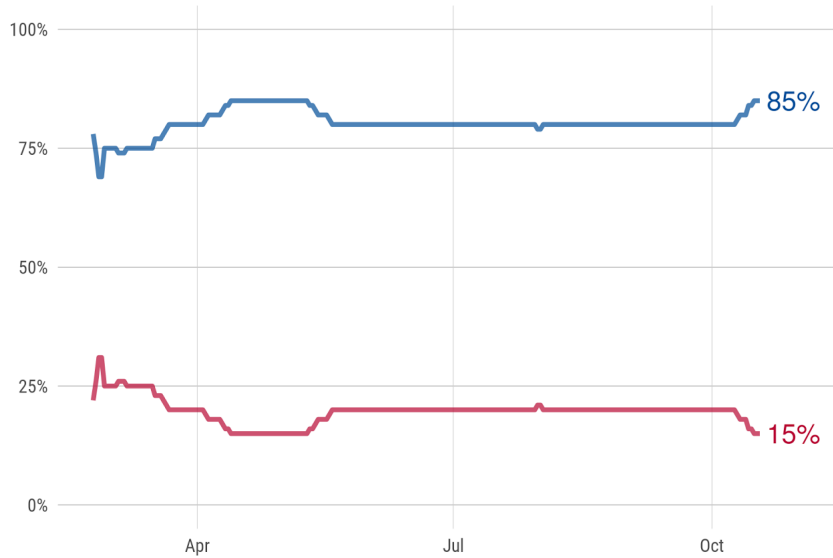


But everything else predicts a Clinton win.







2016 General Election: Trump vs. Clinton



If Donald Trump wins the Republican nomination, which party will win the U.S. presidential election?



Source: Good Judgment® Open. Probabilities as of October 19, 2016
Make a forecast at gjopen.com/questions/147

						
	NYT	538	HuffPost	PW	PEC	DK
Win presidency	92% Dem.	87% Dem.	95% Dem.	90% Dem.	98% Dem.	95% Dem.

SO ARE REPUBLICANS **DOOMED**?

Trump declares war on GOP, says ‘the shackles have been taken off’

Split Over Donald Trump Threatens to Tilt Republican States

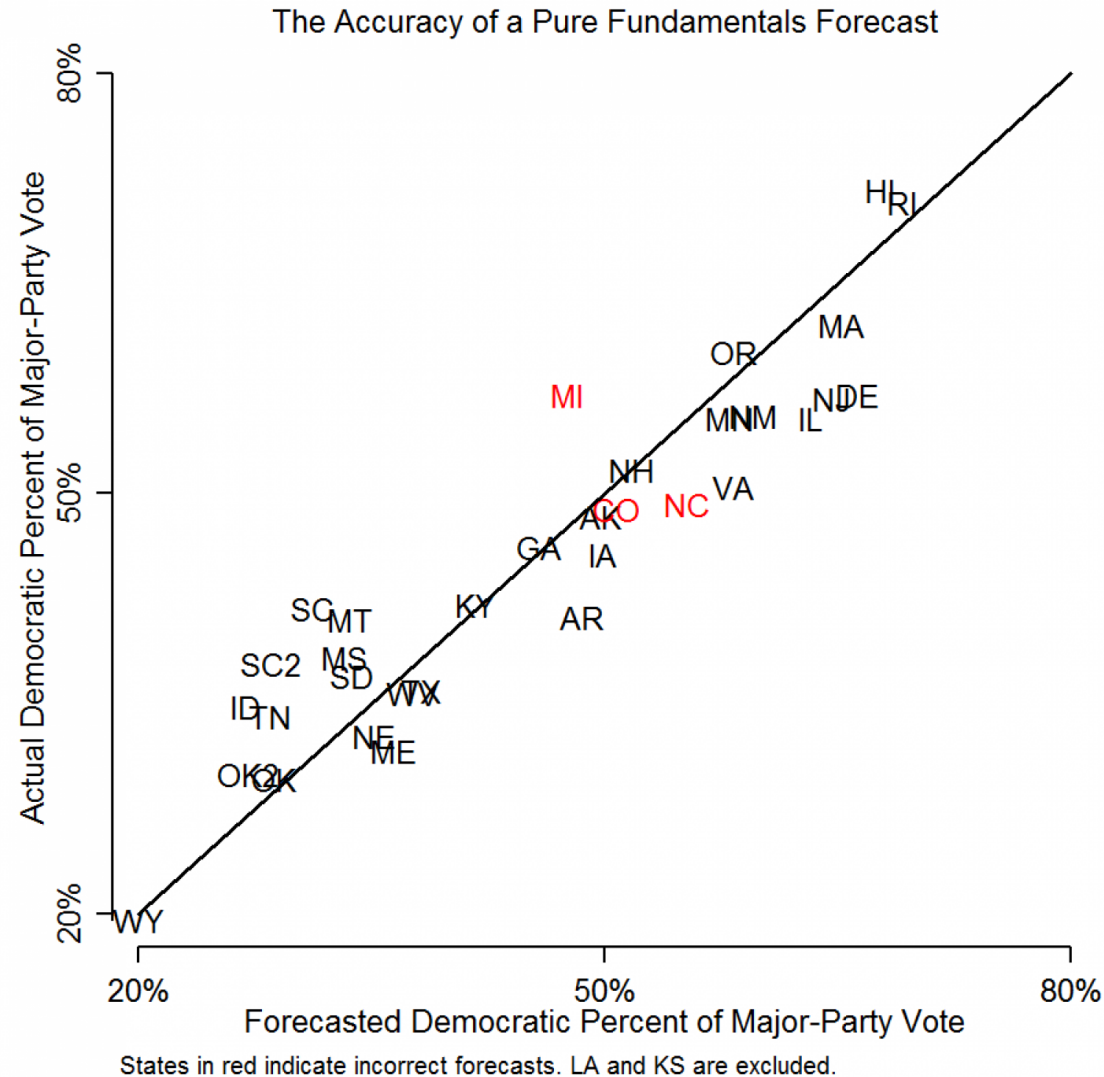
House Democrats believe Trump troubles give them real shot at retaking majority

What about the Senate?

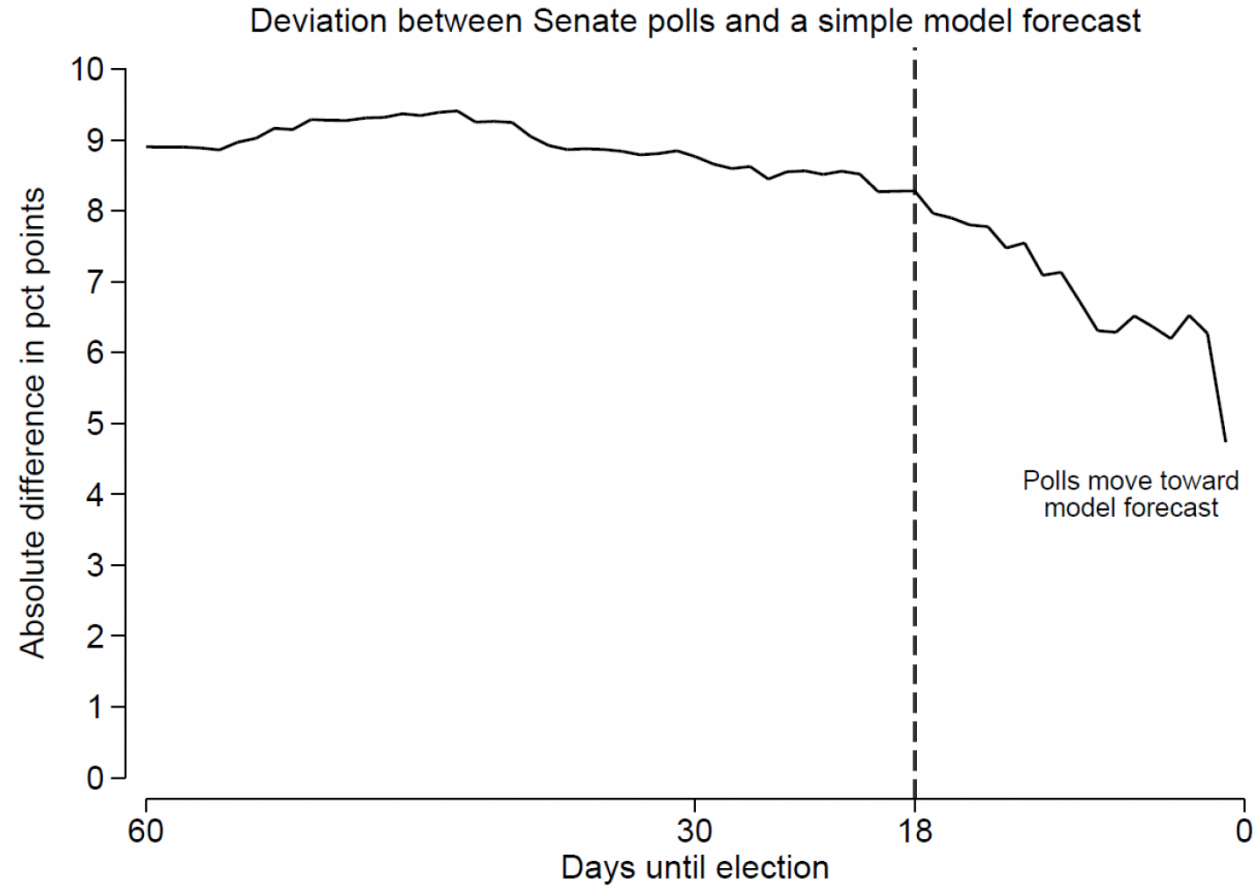
A purely “fundamentals” forecast:

Economic growth
Presidential approval in June
Midterm or presidential year
Whether incumbent is running
Presidential vote in state
Outcome of previous Senate race
Candidate political experience
Balance of spending

Fundamentals forecasts were ~accurate in 2014

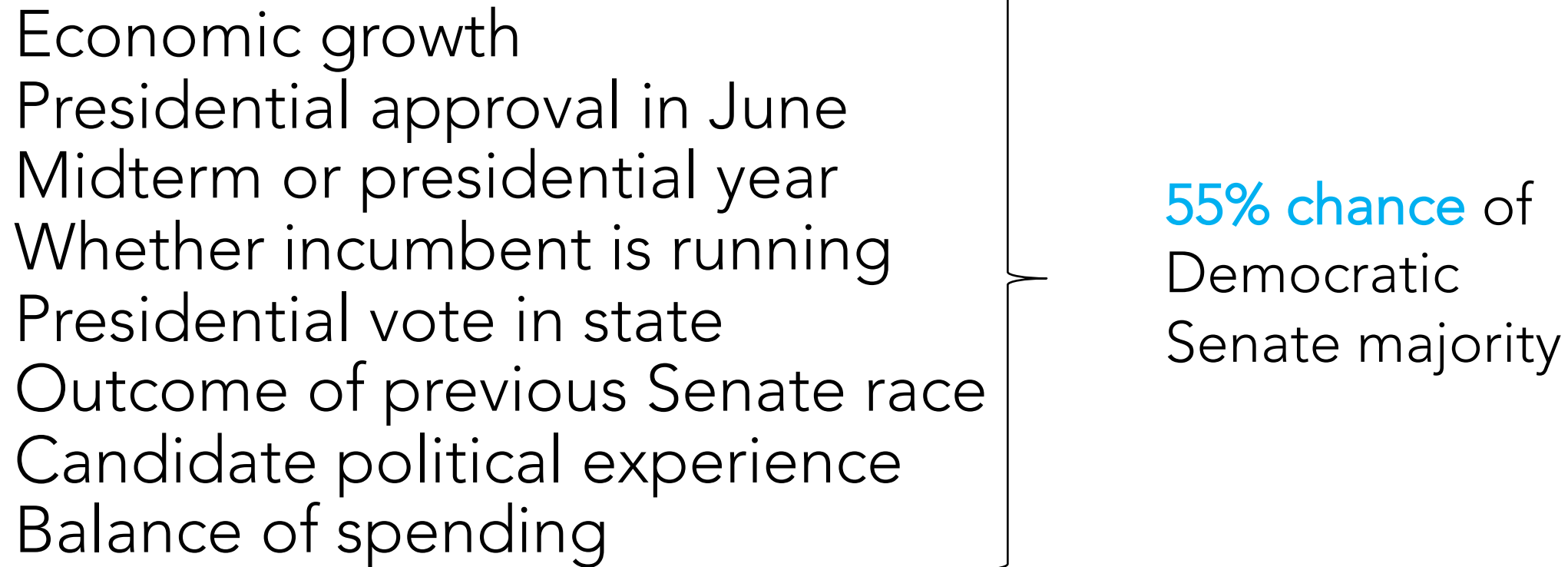


Senate polls move toward the fundamentals









What about the Senate in 2016?

A purely “fundamentals” forecast:



What about Senate in 2016?

Other forecasts:

	 NYT	 538	 HuffPost	 PW	 PEC	 DK
Win Senate	61% Dem.	75% Dem.	61% Rep.	73% Dem.	70% Dem.	57% Dem.

What about Senate in 2016?

Other forecasts:



The Monkey Cage asks

Which party will control the US Senate after the November 2016 election?



Make Forecast

707 Forecasters • 2091 Forecasts

CLOSING Nov 8, 2016 02:59AM

Show All Possible Answers

■ Democrats 65.0%



What about the House in 2016?

Purely fundamentals forecast:

Economic growth

Presidential approval in June

Midterm or presidential year

Whether incumbent is running

Presidential vote in district

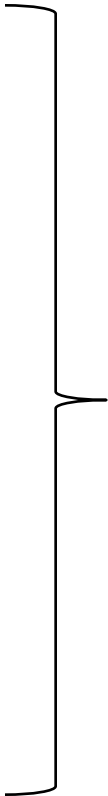
Candidate political experience

Balance of spending

What about the House in 2016?

Purely fundamentals forecast:

Economic growth
Presidential approval in June
Midterm or presidential year
Whether incumbent is running
Presidential vote in district
Candidate political experience
Balance of spending



204 Democratic seats (± 8),
or **<1% chance** of a House
majority

What about the House in 2016?

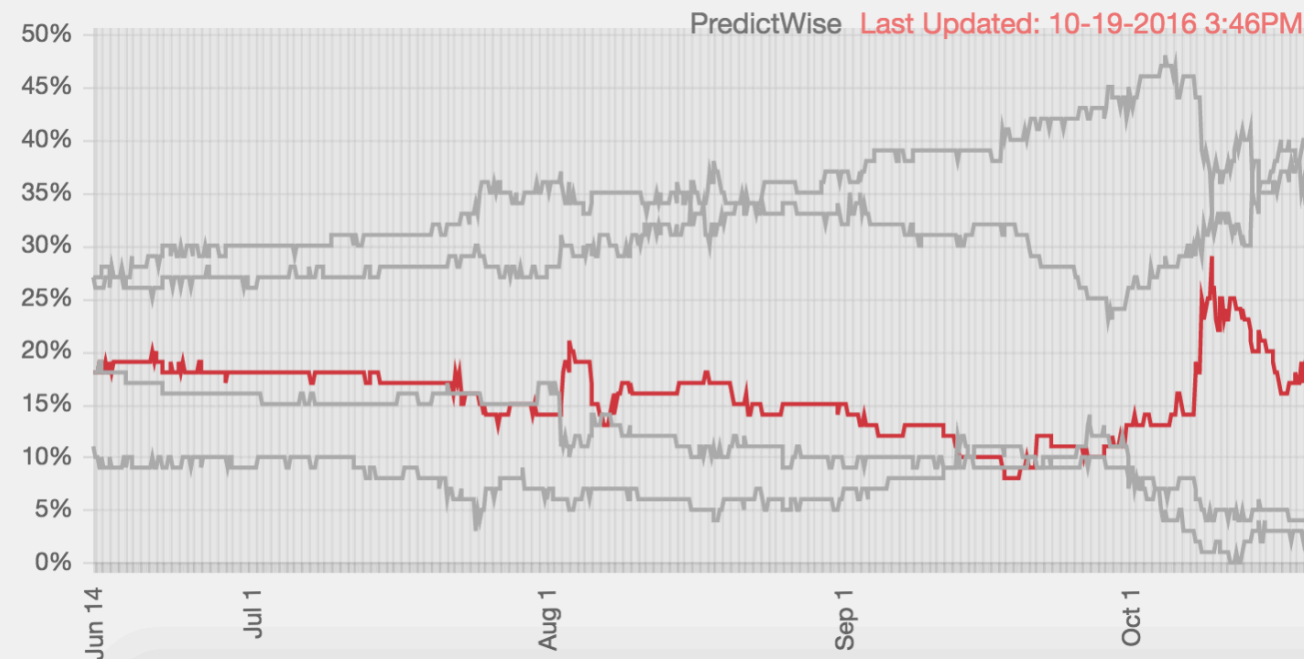
If Clinton wins by 8 points and has strong coattails:

212 Democratic seats and **only a 25%** chance of a Democratic House majority.

What about the House in 2016?

Overall House Control After 2016 Election

GOP 218-230 Seats	40 %
GOP 231-240 Seats	34 %
DEM >= 218 Seats	19 %
GOP 241-250 Seats	4 %
GOP >=251 Seats	3 %

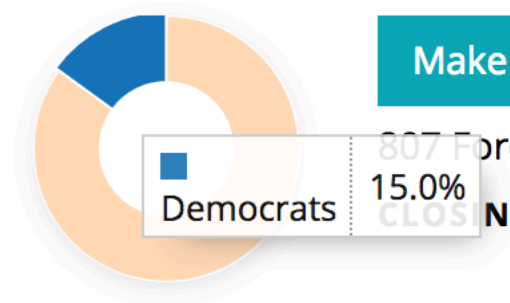


What about the House in 2016?



The Monkey Cage asks

Which party will control the US House of Representatives after the November 2016 election?



Make Forecast

807 Forecasters • 2130 Forecasts

CLOSING Nov 8, 2016 02:59AM

Show All Possible Answers



What about the House in 2016?

Cook Political Report: "Republicans are now well within reach of holding their November losses under the 13 seats they gained in 2014. In fact, if the 16 Toss Ups were to split down the middle on Election Night, Democrats would gain 10 seats. "

Sabato's Crystal Ball: "Current outlook: Democratic gain of 10-15 seats, short of the 30 net seats they need to gain to win the House."

The future of election forecasting: ensembles?

POLLYVOTE POPULAR VOTE FORECAST (TWO-PARTY)

